

어태치먼트 체인 (표준형)

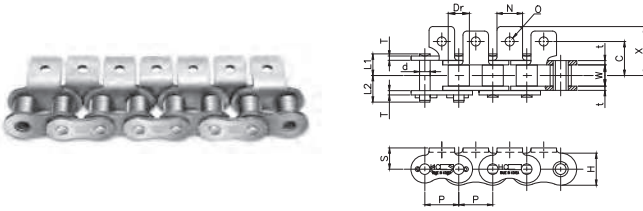
ATTACHMENT CHAIN (STANDARD TYPE)

HC표준형 어태치먼트 체인은 표준형 롤러체인에 어태치먼트를 부착한 체인입니다. 표준부품은 물론 어태치먼트를 열처리하였으므로 다용도의 운반용컨베이어에 사용되고 있습니다.

Standard Attachment is attached on standard chain with heat treat on parts and attachment. This is applicable to multi-purpose conveyor system.

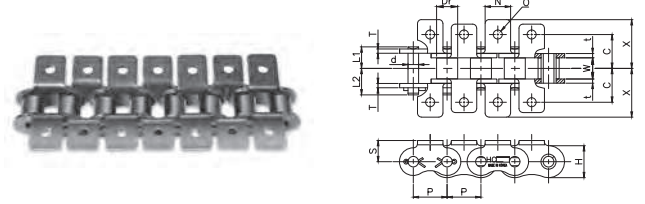
A-1 어태치먼트

A-1 Attachment



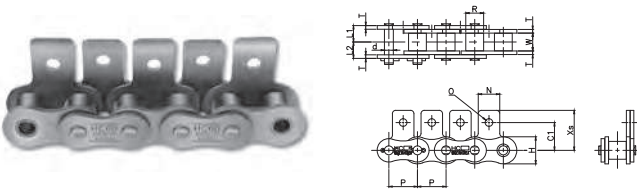
K-1 어태치먼트

K-1 Attachment



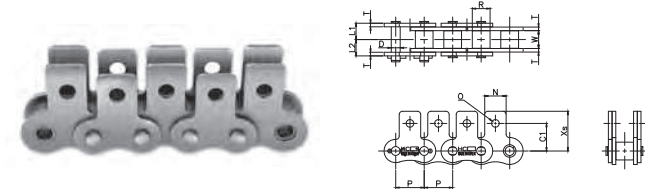
SA-1 어태치먼트

SA-1 Attachment



SK-1 어태치먼트

SK-1 Attachment



(단위 UNIT : mm)

체인번호 Chain No.	피치 Pitch P	롤러 링크너폭 Roller Link Width W	롤러직경 Roller Dia. Dr	핀 Pin				플레이트 Plate			최소 인장강도 Minimum Tensile Strength KN(kgf)	최대 허용장력 Maximum Allowable Tension KN(kgf)	개략 중량 Approx. Weight (kg/m)
				직경 Dia d	길이 Length			두께 Thickness T	높이 Height				
					L1+L2	L1	L2		H	h			
HC 40	12.7	7.95	7.94	3.97	17.45	8.20	9.25	1.5	12.0	10.4	15.7 (1,600)	3.63 (370)	0.66
HC 50	15.875	9.53	10.16	5.09	22.15	10.30	11.85	2.0	15.0	13.0	24.5 (2,500)	6.37 (650)	1.20
HC 60	19.05	12.70	11.91	5.96	27.30	12.75	14.55	2.4	18.1	15.6	34.3 (3,500)	8.83 (900)	1.65
HC 80	25.4	15.88	15.88	7.94	36.15	16.25	19.90	3.2	24.1	20.8	61.3 (6,250)	14.7 (1,500)	2.80
HC 100	31.75	19.05	19.05	9.54	43.50	19.80	23.70	4.0	30.1	26.0	95.6 (9,750)	22.6 (2,300)	4.30
HC 120	38.1	25.40	22.23	11.11	54.25	25.15	29.10	4.8	36.2	31.2	137.3 (14,000)	30.4 (3,100)	6.00
HC 140	44.45	25.40	25.40	12.71	58.75	27.10	31.65	5.6	42.2	36.4	186.3 (19,000)	40.2 (4,100)	7.60
HC 160	50.8	31.75	28.58	14.29	69.35	32.10	37.25	6.4	48.2	41.6	245.1 (25,000)	53 (5,400)	10.20
HC 180	57.15	35.72	35.71	17.46	79.50	36.20	43.30	7.2	54.2	46.7	308.9 (31,500)	60.8 (6,200)	13.50
HC 200	63.5	38.10	39.69	19.85	86.55	39.35	47.20	8.0	60.3	52.0	382.4 (39,000)	71.6 (7,300)	17.10
HC 240	76.2	47.63	47.63	23.81	103.85	48.15	55.70	9.5	72.4	62.4	551.1 (56,200)	99 (10,100)	24.50

체인번호 Chain No.	어태치먼트 Attachment								어태치먼트 1EA당 부가중량(kg) Additional WT for 1EA Attachment	
	C	C1	N	O	S	X	Xs		A · SA 어태치먼트 A · SA Attachment	K · SK 어태치먼트 K · SK Attachment
HC 40	12.70	12.70	9.50	3.60	8.00	17.80	17.40		0.002	0.004
HC 50	15.90	15.90	12.70	5.20	10.30	23.40	23.05		0.003	0.006
HC 60	19.05	18.30	15.90	5.20	11.90	28.20	26.85		0.007	0.014
HC 80	25.40	24.60	19.10	6.80	15.90	36.60	35.45		0.013	0.026
HC 100	31.75	31.80	25.40	8.70	19.80	44.90	44.00		0.026	0.052
HC 120	38.10	36.50	28.60	10.30	23.00	55.80	52.85		0.044	0.088
HC 140	44.50	44.50	34.90	11.90	28.60	63.10	63.50		0.071	0.142
HC 160	50.80	50.80	38.10	14.30	31.80	71.70	70.10		0.097	0.194
HC 180	57.15	-	42.90	16.00	36.20	87.90	-		0.15	0.3
HC 200	63.50	-	47.60	16.30	42.90	90.00	-		0.178	0.356
HC 240	76.20	-	57.20	21.00	47.70	99.00	-		0.2765	0.553