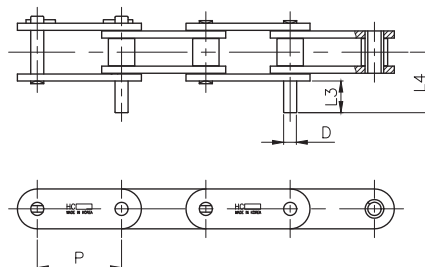


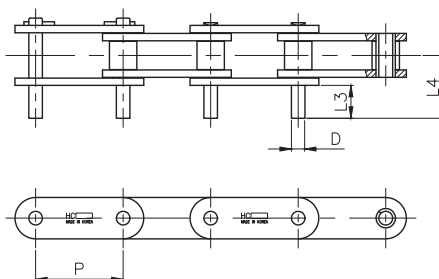
# 어태치먼트 체인 (더블피치형)

## ATTACHEMNT CHAIN (DOUBLE PITCH TYPE)

D-1 어태치먼트 ATTACHMENT

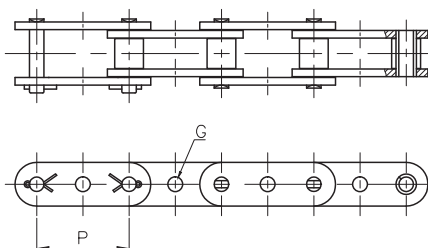


D-3 어태치먼트 ATTACHMENT

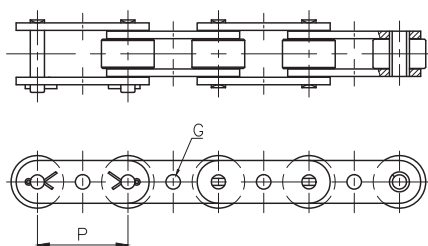


G-어태치먼트 ATTACHMENT

S-롤러형 S roller type



R-롤러형 R roller type



※ R-롤러체인 사용시는 스프라켓에 주의하십시오.  
The careful selection of sprocket is needed for R-Roller type

(단위 UNIT : mm)

체인번호 Chain No.		피치 Pitch P	D 어태치먼트 D Attachment		G 어태치먼트 G Attachment			어태치1EA당부가중량 kg Additional WT for 1EA Attachment		
			L <sub>3</sub>	L <sub>4</sub>		G (g)			D-1	D-3
HC 2040(S)	HC 2042(R)	25.40	9.50	16.70	4.10	5.10	6.10	6.5(4.5)	0.0008	0.0017
HC 2050(S)	HC 2052(R)	31.75	11.90	21.10	5.1(4.1)	6.10	6.50	8.1(7.1)	0.0017	0.0034
HC 2060(S)	HC 2062(R)	38.10	14.30	27.65	6.1(5.1)	8.1(7.1)	-	-	0.0030	0.0060
HC 2080(S)	HC 2082(R)	50.80	19.10	35.80	8.10	8.4(7.0)	12.1(10.3)	-	0.0070	0.0140
HC 2100(S)	HC 2102(R)	63.50	23.88	43.70	9.60	10.30	12.10	-	0.0120	0.0240
HC 2120(S)	HC 2122(R)	76.20	28.60	53.40	13.00	14.20	18.00	-	0.0200	0.0400
HC 2160(S)	HC 2162(R)	101.60	38.00	69.00	25.00	28.20	-	-	0.0480	0.0960

## 기타 ATTACHMENTS OTHER ATTACHMENT

